


Statement of Receipts and Expenditures
F.Y. 2020
Municipality of Moncada


Particulars	Account Code	Past Year RECEIPTS 2018 ACTUAL	CURRENT YEAR RECEIPTS (2020)		RECEIPTS 2020
			First Semester (Actual) 2019	Second Semester (Estimate) 2019	
I. Beginning Cash Balance					
II. Receipts					
A. Local Sources (Internal Sources)					
1. Tax Revenue					
a. Real Property Tax	4 01 02 040	₱ 1,071,686.56	₱ 667,866.26	₱ 332,133.74	₱ 1,072,000.00
b. Property Transfer Tax	4 01 02 080	₱ 206,260.00	₱ 117,950.00	₱ 32,050.00	₱ 206,500.00
c. Special Educational Fund	4 01 02 050		₱ -	₱ 1,000,000.00	₱ 1,000,000.00
d. Other Local Taxes		₱ 8,154,124.70	₱ 6,822,415.45	₱ 547,584.55	₱ 7,270,000.00
1. Business Tax	4 01 03 030	₱ 6,933,156.93	₱ 5,962,043.39	₱ 137,956.61	₱ 6,100,000.00
2. Community Tax	4 01 01 050	₱ 1,145,505.82	₱ 857,196.56	₱ 342,803.44	₱ 1,100,000.00
3. Fines and Penalties	4 02 01 980	₱ 75,461.95	₱ 3,175.50	₱ 66,824.50	₱ 70,000.00
Total Tax Revenue		₱ 9,432,071.26	₱ 7,608,231.71	₱ 1,911,768.29	₱ 9,548,500.00
2. Non Tax Revenue					
a. Regulatory Fees		₱ 3,761,111.75	₱ 1,902,975.79	₱ 1,652,024.21	₱ 3,765,500.00
1. License Fees- Weight & Measures	4 02 01 160	₱ 71,970.00	₱ 19,300.00	₱ 50,700.00	₱ 70,500.00
2. Franchising & Licensing Fees	4 01 03 070	₱ 1,022,392.00	₱ 1,040,475.00	₱ 209,525.00	₱ 1,100,000.00
3. Permit Fee (Electrical/Building)	4 02 01 010	₱ 1,064,410.99	₱ 332,731.66	₱ 267,268.34	₱ 1,000,000.00
4. Registration Fees- LCR	4 02 01 020	₱ 772,035.00	₱ 218,931.00	₱ 621,069.00	₱ 775,000.00
5. Registration Fees - Large Cattle	4 02 01 020	₱ 51,196.00	₱ 18,494.00	₱ 151,506.00	₱ 55,000.00
6. Fishery Rental	4 02 01 150	₱ 365,000.00	₱ 20,000.00	₱ 210,000.00	₱ 365,000.00
7. Clearance/Certification Fee	4 02 01 980	₱ 245,013.00	₱ 180,385.00	₱ 104,615.00	₱ 250,000.00
8. Fines & Penalties	4 02 01 980	₱ 169,094.76	₱ 72,659.13	₱ 37,340.87	₱ 150,000.00


b. Business and Service Income		22,034,566.84	8,444,037.98	14,560,962.02	21,975,000.00
1. Income from Market	402 02 140	8,767,150.95	3,824,388.20	4,675,611.80	8,700,000.00
2. Income from Slaughter House	402 02 150	872,560.00	323,500.00	606,500.00	850,000.00
3. Income from Cemetery Operations	402 02 160	4,665,511.00	1,332,350.00	4,167,650.00	4,700,000.00
4. Rent Income	402 02 050	1,693,275.44	581,802.40	818,197.60	1,700,000.00
5. Sale of Occupancy Rights & Roll Up Doors	402 02 990	2,159,611.45	239,664.38	2,260,335.62	2,000,000.00
6. Sale of Bio-Organic Fertilizer	402 02 990	866,400.00	520,100.00	1,099,900.00	1,000,000.00
7. Hospital Fee (Birthing Home)	402 02 200	323,217.00	158,970.00	141,030.00	325,000.00
8. Hospital Fee (Medical, Dental & Laboratory Fee)	402 02 200	1,791,441.00	417,272.00	962,728.00	1,800,000.00
9. Garbage fee	402 02 190	895,400.00	1,045,991.00	-170,991.00	900,000.00
Total Non-Tax Revenue		25,795,678.59	10,347,013.77	16,212,986.23	25,740,500.00
Total Local Sources		35,227,749.85	17,955,245.48	18,124,754.52	35,289,000.00
B. External Sources					
1. Share from National Internal Revenue Taxes (IRA)	401 06 010	141,679,669.00	79,679,850.00	80,069,342.00	170,796,560.00
2. Share from GOCCs (PAGCOR & PCSO)	404 01 020	-	0.00	1,000,000.00	
3. Other Share from National Tax Collection		749,000.00	15,190,015.00	0.00	0.00
a. Share from Tobacco Excise Tax	401 06 040	-	1,910,040.00	0.00	0.00
b. Subsidy from other Local Government Unit	403 01 020	749,000.00	0.00	0.00	0.00
c. . Subsidy from other National Government (BGCM)	403 01 020		13,279,975.00	0.00	0.00
4. Extra Ordinary Receipts		₱ 13,882,367.01	15,596,566.80	1,409,153.20	14,430,000.00
a. Grants & Donations	404 02 010	-	1,631,720.00	0.00	100,000.00
b. Miscellaneous Receipts	406 01 010	₱ 13,550,996.69	13,862,732.91	1,311,267.09	14,000,000.00
c. Interest Income	402 02 220	₱ 331,370.32	102,113.89	97,886.11	330,000.00
Total External Sources		156,311,036.01	110,466,431.80	82,478,495.20	185,226,560.00
C. Non-Income Receipts					
Receipt from Loan & Borrowings	NR	0.00	0.00	0.00	0.00
a. Acquisition of Loans		0.00	0.00	0.00	0.00
Total Receipts		191,538,785.86	128,421,677.28	100,603,249.72	220,515,560.00
Less: SEF		0.00	0.00	-1,000,000.00	1,000,000.00
Total Available Resources for Appropriation		191,538,785.86	128,421,677.28	99,603,249.72	219,515,560.00

EXPENDITURES :					
1. General Fund					
a.	General Services	124,106,187.76	57,377,754.64	65,643,777.97	165,390,087.69
b.	Economic Services	34,664,212.93	7,453,661.48	17,021,759.52	24,439,711.22
c.	Social Services	23,801,562.65	17,276,621.89	11,879,710.87	26,749,107.93
d.	Debt. Services/SPA	34,418,323.09	9,612,244.28	26,286,223.72	2,309,983.93
II. Special Education Fund					
III. Trust Fund From National Government Transfer					
Total Expenditures		216,990,286.43	91,720,282.29	120,831,472.08	218,888,890.77

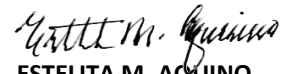
Prepared by:


CRISTINA A. GABRIEL
Mun. Treasurer


VON MARRK D. CORPUZ, CPA
Mun. Accountant


EMILIA S. QUILE
Mun. Budget Officer

Approved by:


ESTELITA M. AQUINO
Municipal Mayor

