


Statement of Receipts and Expenditures


F.Y. 2021


Municipality of Moncada


Particulars 1	Account Code 2	Past Year (Actual) 2020 4	Current Year Appropriation			Budget Year (Proposed) 2022 8
			First Semester (Actual) 2021 5	Second Semester (Estimate) 2021 6	Total 2021 7	
<b>II. Receipts</b>						
<b>I. Beginning Cash Balance</b>						
<b>A. Local Sources (Internal Sources)</b>						
<b>1. Tax Revenue</b>						
<b>a. Real Property Tax</b>	4 01 02 040	₱ 1,146,739.35	₱ 934,469.64	₱ 137,530.36	₱ 1,000,000.00	₱ 1,080,000.00
<b>b. Property Transfer Tax</b>	4 01 02 080	₱ 323,450.00	₱ 454,310.00	₱ (247,810.00)	₱ 206,500.00	₱ 325,000.00
<b>d. Other Local Taxes</b>		₱ 8,868,251.32	₱ 7,261,164.15	₱ 8,835.85	₱ 7,270,000.00	₱ 8,893,000.00
1. Business Tax	4 01 03 030	₱ 7,777,114.56	₱ 6,406,137.13	₱ (306,137.11)	₱ 6,100,000.00	₱ 7,800,000.00
2. Community Tax	4 01 01 050	₱ 1,058,487.81	₱ 842,606.42	₱ 257,393.58	₱ 1,100,000.00	₱ 1,060,000.00
3. Fines and Penalties	4 02 01 980	₱ 32,648.95	₱ 12,420.60	₱ 57,579.40	₱ 70,000.00	₱ 33,000.00
<b>Total Tax Revenue</b>		₱ 10,338,440.67	₱ 8,649,943.79	₱ 898,556.21	₱ 9,548,500.00	₱ 10,298,000.00
<b>2. Non Tax Revenue</b>						
<b>a. Regulatory Fees</b>		₱ 4,277,046.49	₱ 2,443,985.65	₱ 1,321,514.35	₱ 3,765,500.00	₱ 4,945,000.00
1. License Fees- Weight & Measures	4 02 01 160	₱ 40,370.00	₱ 2,940.00	₱ 67,560.00	₱ 70,500.00	₱ 40,500.00
2. Franchising & Licensing Fees	4 01 03 070	₱ 1,138,380.00	₱ 924,075.00	₱ 175,925.00	₱ 1,100,000.00	₱ 1,150,000.00
3. Permit Fee (Electrical/Building)	4 02 01 010	₱ 2,221,248.22	₱ 957,858.00	₱ 42,142.00	₱ 1,000,000.00	₱ 2,300,000.00
4. Registration Fees- LCR	4 02 01 020	₱ 386,323.00	₱ 231,244.00	₱ 543,756.00	₱ 775,000.00	₱ 400,000.00
5. Registration Fees - Large Cattle	4 02 01 020	₱ 42,114.00	₱ 28,721.00	₱ 26,279.00	₱ 55,000.00	₱ 42,200.00
6. Fishery Rental	4 02 01 150	₱ 79,000.00	₱ 70,000.00	₱ 295,000.00	₱ 365,000.00	₱ 235,000.00
7. Clearance/Certification Fee	4 02 01 980	₱ 239,760.00	₱ 161,220.00	₱ 88,780.00	₱ 250,000.00	₱ 240,000.00
8. Fines & Penalties	4 02 01 980	₱ 129,851.27	₱ 67,927.65	₱ 82,072.35	₱ 150,000.00	₱ 537,300.00
<b>b. Business and Service Income</b>		₱ 17,029,352.45	₱ 10,566,504.91	₱ 11,408,495.09	₱ 21,975,000.00	₱ 17,650,000.00
1. Income from Market	402.02.140	8,347,048.04	4,816,250.07	3,883,749.93	8,700,000.00	8,400,000.00
2. Income from Slaughter House	402.02.150	626,860.00	106,640.00	743,360.00	850,000.00	700,000.00
3. Income from Cemetery Operations	402.02.160	3,073,690.00	1,785,325.00	2,914,675.00	4,700,000.00	3,500,000.00
4. Rent Income	402.02.050	987,637.40	280,186.20	1,419,812.80	1,700,000.00	1,000,000.00
5. Sale of Occupancy Rights & Roll Up Doors	402.02.990	265,168.01	730,788.64	1,269,211.36	2,000,000.00	300,000.00
6. Sale of Bio-Organic Fertilizer	402.02.990	747,433.00	40,500.00	959,500.00	1,000,000.00	764,000.00

7. Hospital Fee (Birthing Home)	402.02.200	285,970.00	58,970.00	266,030.00	325,000.00	286,000.00
8. Hospital Fee ( Medical, Dental)	402.02.200	1,496,492.00	18,886,440.00	88,644.00	1,800,000.00	1,500,000.00
				0.00	0.00	
9. Garbage fee	402.02.190	1,199,054.00	859,200.00	40,800.00	900,000.00	1,200,000.00
<b>Total Non-Tax Revenue</b>		<b>21,306,398.94</b>	<b>13,010,490.56</b>	<b>12,665,009.44</b>	<b>25,740,500.00</b>	<b>50,543,000.00</b>
<b>Total Local Sources</b>		<b>22,505,452.94</b>	<b>21,660,434.35</b>	<b>12,705,809.44</b>	<b>35,289,000.00</b>	<b>32,893,000.00</b>
<b>B. External Sources</b>						
<b>1. Share from National Internal Revenue Taxes (IRA)</b>	401.06.010	<b>159,359,700.00</b>	<b>85,398,282.00</b>	<b>85,397,278.00</b>	<b>170,796,560.00</b>	<b>237,127,147.00</b>
<b>2. Share from GOCCs (PAGCOR &amp; PCSO)</b>	404.01.020	-	0.00	0.00	0.00	0.00
<b>3. Other Share from National Tax Collection</b>		<b>17,868,676.81</b>	<b>0.00</b>	<b>0.00</b>	<b>0.00</b>	<b>1,800,000.00</b>
a. Share from Tobacco Excise Tax	401.06.040	-	0.00	0.00	0.00	1,800,000.00
b. Subsidy from other Local Government Unit	403.01.020	0.00	0.00	0.00		
c. Subsidy from other National Government (BGCM)	403.01.020	17,868,676.81	0.00	0.00	0.00	0.00
<b>4. Extra Ordinary Receipts</b>		<b>₱ 18,669,395.73</b>	<b>1,938,276.31</b>	<b>12,491,723.49</b>	<b>14,430,000.00</b>	<b>21,750,000.00</b>
a. Grants & Donations	404.02.010	₱ 2,592,029.95	0.00	100,000.00	100,000.00	3,600,000.00
b. Miscellaneous Receipts	406.01.010	₱ 15,865,974.81	1,935,423.40	12,064,576.00	14,000,000.00	17,900,000.00
c. Interest Income	402.02.220	₱ 211,390.97	2,853.11	327,146.00	330,000.00	250,000.00
<b>Total External Sources</b>		<b>195,897,772.54</b>	<b>87,336,558.31</b>	<b>97,889,001.49</b>	<b>185,226,560.00</b>	<b>260,677,147.00</b>
<b>Total Receipts</b>		<b>₱ 227,542,612.15</b>	<b>108,996,992.86</b>	<b>110,518,567.14</b>	<b>219,515,560.00</b>	<b>293,570,147.00</b>
<b>EXPENDITURES :</b>						
<b>1. General Fund</b>						
a. General Services		9,000,000.00	<b>50,043,584.69</b>	<b>71,854,413.00</b>	121,897,997.69	139,636,334.37
b. Economic Services		56,205,012.70	<b>24,439,711.22</b>	34,196,312.00	58,636,023.22	80,112,516.14
c. Social Services		31,747,685.60	<b>12,690,318.00</b>	23,354,567.93	36,044,885.93	54,695,620.36
d. Debt. Services/SPA		4,000,000.00	<b>1,243,432.43</b>	1,066,551.50	2,309,983.93	18,442,291.93
<b>II. Special Education Fund</b>		-	-	-	-	-
<b>III. Trust Fund From National Government Transfer</b>						
<b>Total Expenditures</b>		<b>100,952,698.30</b>	<b>76,199,509.69</b>	<b>142,689,381.08</b>	<b>218,888,890.77</b>	<b>292,886,762.80</b>
<b>Ending Balance</b>		126,589,913.85	32,797,483.17	(32,170,813.94)	626,669.23	683,384.20

  
**CRISTINA A. GABRIEL**  
Municipal Treasurer

  
**VON MARK D. CORPUZ**  
Municipal Accountant

  
**DIANA A. AYSON**  
Municipal Budget Officer -OIC

  
**ESTELITA M. AQUINO**  
Municipal Mayor